

TEACHING VOCABULARY BY USING CROSSWORD PUZZLE

Yoni Pinuria¹⁾ Fitriana Harmaini²⁾ Ernati²⁾

¹⁾ Mahasiswa Jurusan Pendidikan Bahasa Inggris FKIP Bung Hatta, email:
yonipinuria@gmail.com

²⁾ Staf Pengajar Jurusan Pendidikan Bahasa Inggris FKIP Universitas Bung Hatta
English Department The Faculty of Teacher Training and Education
Bung Hatta University

Abstract

This paper aims to give explanation about vocabulary and crossword puzzles, and how to teach vocabulary by using crossword puzzle especially for junior high school students. Vocabulary is the total number of word. Crossword puzzle is a game that makes the teaching-learning process attractive and fun. Teaching vocabulary by using crossword puzzle can make learning process interest, make students understand the meaning and spelling of words in English, make students have ability to communicate with other, and make students express their ideas in English. There are two activities in teaching vocabulary. First is learner training, the activities consist of the students pay attention to form, pay attention to the meaning, take risks and not afraid of making mistakes, and the students know how to organize their own learning. Second is word games that can be done in teaching vocabulary by using labeling the words, using categories of word, and using a process of network building. To teaching vocabulary by using crossword puzzle use three procedure consist of pre-teaching activities the activity done before teaching process, in whilst-teaching activities the teacher instructs and asks the students to do some activities, and post teaching activities is necessary as the follow up phase on what the students have studied.

Keywords: *Teaching vocabulary, crossword puzzle.*

A. Introduction

English is one of the most important languages in the world. By using English, people can express their ideas, and can easily communicate with other. In addition they can master English to read English books. Because, there are many books written in English that can add knowledge, like science and technology. As a student, if one does not understand English, surely one cannot read these books. Because of that, in Indonesia, English is taught from elementary school until university level.

In learning English, there are many language skills and language components

that should be mastered. One of them is vocabulary. If students cannot master vocabulary, it is difficult for them to understand the language specially in learning speaking. In mastering vocabulary, it can help students in listening, speaking, reading, and writing. Because vocabulary supported this skills. In listening they can listen about the news, conversation, and the text, through understanding the words used as well as speaking, reading and writing.

Based on the writer's experience while practice teaching in SMP Pertiwi 1 Padang,

it is found that students have lack of vocabulary. When the teacher asked the students to tell something or express it orally, they cannot use appropriate vocabulary. They look confused to choose appropriate words. The material given is difficult for them. The writer thinks that these are caused by various factors, one of them is difficult for the students to memorize the words. To make it easy for them to remember the words is using the word in daily communication. So the teacher use the appropriate ways or technique in teaching vocabulary. In other word, the students use vocabulary games. Game is one way to master vocabulary, among various kinds of game, crossword puzzle game is appropriate game to master vocabulary.

Based on the description above, the writer is interested in writing paper entitled teaching vocabulary through crossword puzzle game. The problem of this paper is how to teach vocabulary by using crossword puzzle.

B. Review of Related Literature

Vocabulary

Vocabulary is the total number of words. According to Napa (1991) vocabulary is one of the language components. Jespersen (2007) defines that vocabulary is words formation by means of suffixes and prefixes. Charthy and O'Dell

(1994) indicates that vocabulary is sets of words which add greatly to our opportunities to express subtle shades of meaning at various levels of style.

Hatch and Brown (1995) state that vocabulary refers to a list or a set of words that individual speakers of language might be used. While Marksheffel (1966) vocabulary is usually defined as the total number of words every body knows. So, Vocabulary is a basic elements of learning English. Nation (1981) mentions that vocabulary is a group of words.

Based on the explanation above, that vocabulary is the total number of words as individuals know and use it in their language activities, a group of words, and also vocabulary is set of words that have meaning which is used by people to communicate with others and it is also as a main part of language. Besides, vocabulary refers to a list or a set of words that individual speakers of language might be used.

Purpose of Teaching Vocabulary

According to Fitri (2005) there are several purposes of teaching vocabulary that students have in the school, they are:

1. The students have ability to use language to communicate with other.
2. To make students understand structure, and the meaning of words in English.

3. To make students inform, entertain, express feelings, express their ideas in English.
4. To make students compare texts and connects them to show similarities or differences.
5. To make students use correct grammar and use sentence structure that is appropriate.

While Pikulski and Templeton (2004) say that there are two purposes of teaching vocabulary, they are:

1. To facilitate the comprehension of a text that students will be assigned to read.
2. To increase the number of words the students learn.

Based on the purpose of teaching vocabulary, the writer concludes the purpose of teaching vocabulary for the students to increase the number of words that students learn, to make students understand the meaning of words in English, to make students have ability to use English to communicate with other, and to make students express feelings and express their ideas in English.

How to Build Vocabulary

In order that students can have a lot of vocabularies, they should know how to build it. Related to this, Fitri (2005) has several steps to build vocabulary as follow:

1. Being Aware of Words
When reading a story, then students get some difficult words, they must know that words are difficult.
 2. Reading
After keeping such difficult words, they try to understand it. And they find the meaning of the word.
 3. Using Dictionary
When people find a difficult word in a dictionary, most of them know how to use a dictionary, by using dictionary they get a lot of meaning about words.
 4. Studying and Reviewing regularly
In this step, when we learn, all the information or the meaning of the word that we get, not only learned when we are studying, but all information about word should be kept in one place, like in notebook. So they can be seen and studied again. We can study anywhere and anytime, so we should review regularly that at least once every couple of weeks.
- According to Thornbury (2002) there are several activities to build vocabulary and increase students vocabulary, they are:
1. Using labeling the words. That is, mapping words on concepts. For example, dog has a name, dog or doggie. But not all legged animals are dogs, some may be cats, so the students has to learn how far to extend

the concept of dogs, so as not to include other people's dogs, toy dogs, and even picture of dogs.

2. Using categorizing skill, make category of word. For example, apple and dog. Apple is the name of fruit, and dog is name of animal. Then the fruit can accommodate other words such as banana, orange, and mango. So the animals can accommodate other words like cat, horse, and elephant.
3. Using a process of network building, that is the words that interconnect. For example, black and white, fingers and toes, or family and brother.

Method in Teaching Vocabulary

When we start to learn the second language, we must start to acquire about the vocabulary of the language. Teaching vocabulary is a process or way to make students learn a unit of words presented by teachers. As a result, the student can respond to the teacher's comment and use the vocabulary. To teach vocabulary, it can be used dictionary. Dictionary is a book in which we can check the meaning of words. Dictionary is an important role in teaching process, because without dictionary sometimes students get difficulties to get the meaning of words. Students should know good dictionary to be used.

According to Thornbury (2002), there are two activities for vocabulary practice. They are:

a. Learner Training

In learner training there are five activities that can be used, they are:

1. They pay attention to form. It means they pay attention to the constituents of word, to the spelling, and to the pronunciation.
2. They pay attention to the meaning. It means they pay attention to the meaning of word that are similar or different, etc.
3. They are good guessers. It means they work out the meanings of unfamiliar words from their form and from contextual clues.
4. They take risks and not afraid of making mistakes.
5. They know how to organize their own learning, like using dictionaries to know the meaning of word in language learning.

b. Word Games

Thornbury (2002) say that word games can be done in teaching vocabulary by using categories of word. For example the topic is animal. Based on that topic the teacher gives instruction to the students to play crossword puzzle games, such as:

1. The teacher gives one paper to the students that have a blank crossword puzzle with questions and the teacher

asks the students to write their name and their class.

2. The teacher asks the students to fill the blank crossword puzzle by using the questions that are given by teacher.
3. Then, to finish that task the teacher gives time limit.

Based on all of methods for reaching our purpose in English class, the students have a fully understanding about English. Although teaching crossword puzzles was very interesting and enjoyable for the students to improve their vocabulary, but the teacher should be able to teach with the interesting manner so that the students are not boring to learn vocabulary by using crossword puzzle.

Crossword Puzzle

Njoroge, Ndung'u and Ganthigia (2013) defines that the crossword puzzle is a game that makes the teaching-learning process attractive and fun. And also gives much opportunity for students to practice and repeat the sentence pattern and vocabulary.

How to Use Crossword Puzzle

To use crossword puzzle in learning vocabulary Njoroge, Ndung'u and Ganthigia (2013) suggests three activities

to complete the crossword puzzle in teaching vocabulary.

1. The students making inferences.
2. Evaluating choices.
3. Drawing conclusions about the answer of crossword puzzle.

For example:

She is girl.

May be the answer is arrogant, beautiful, loyal, ect. After the students making inferences, evaluating choices and drawing conclusion the students gets the answer. The answer is she is beautiful girl, because they know that some of the girls is beautiful

While Davis, Shepherd, and Zwiefelhofer (2009) crossword puzzles can be effective to use this ways.

1. Understand the definition.
2. Understand the spelling.
3. Memorization of words that we found in the answer of crossword puzzle.

Advantages of Crossword Puzzle

According to Franklin, Peat, and Lewis (2003) there are three advantages of using crossword puzzle in learning vocabulary.

1. To make students enjoyable to study vocabulary.
2. To increase students ability in learning vocabulary.
3. To make students understand the meaning of words.

Based on the advantages of using crossword puzzle in teaching vocabulary the teacher interest to use crossword puzzle in teaching vocabulary, because crossword puzzle is interesting game that we can use in learning vocabulary. Although the crossword puzzle is a game but it can make the students enjoyable and interested to study vocabulary.

Steps to Teach Vocabulary by Using Crossword Puzzle

To success in teaching and learning process depends on both the teacher and the students. They should have a good communication. Teacher should be a good teacher to make the student interested in learning the materials. Thus, the learner should give a good response to the teacher, such as giving a good attention to the explanation of the material given by teacher, asking questions, and answering the teacher's questions.

To teach vocabulary by using crossword puzzle can use several steps from the expert. Beside that, Pravita (2010) suggest steps to teach vocabulary by using crossword puzzle games consists of six steps. They are:

1. Motivating Strategy

- Greeting

The first step in teaching process is greeting. In this part the teacher always began the lesson by

greeting. It was used to make the students usual in using English greeting expression.

- Warming up

In this step the teacher should apply strategies to gain the student's motivation to focus in the lesson. One of the strategies done by the teacher was by giving some clues related to the material and the students must guess what place the teacher meant.

2. Presentation Strategy

In this step, the teacher starts to give explanation about the material. The teacher applied games method in presenting the material to the students. The teacher also applied four skills (listening, speaking, reading, and writing) in delivering the material to them. Teaching activities aim to help teacher in delivering the material because crossword puzzle game could attract the student's attention and make them easier to imagine the material.

3. Skill Practice

In this part the teacher applied some vocabulary games. That vocabulary games contained four English skills (listening, speaking, reading, and writing). Those games are completing the words and match them with the pictures, crossword puzzle, and drawing a city map. Firstly the teacher explained the rules of those games and after that

she asked the students to play the games based on the teacher's rule. It was done to make the students to be more active and to make them enjoy in doing the task.

4. Assessment

This activity is done by the teacher to check the student's progress in learning the material. The teacher gave homework to the students to measure their ability in understanding the material for that day.

5. Closing

This is the last part of teaching process. In this part the teacher tried to review the students about the previous material. It was used to check whether they were understood about what they had learned or not.

Based on that explanation, the writer has conclusion that using crossword puzzle in teaching vocabulary are helpful in learning vocabulary. They are:

1. To improve students knowledge about vocabulary by using crossword puzzle game.
2. To describe and to predict the meaning of the words.
3. Can make students easy to inference the meaning of sentence and word.
4. Can make students know about the spelling of words.
5. Can make students have motivated to study.

C. The Procedure of Teaching Vocabulary by Using Crossword Puzzle

Pre-Teaching Activity

Pre-teaching activity is the activity done before teaching process, and also the activities that are applied in teaching, especially in teaching vocabulary. Pre-teaching activities have several functions. They can give new information, and enhance students concentrations. Besides, that activity is useful to help them get started (Seltia, (2004)).

Here are the procedures in pre-teaching activities. They are:

- a. The teacher greets the students.
- b. Teacher checks student's attendance.
- c. After teacher finished checking students attendance. The teacher reminds the students about previous subject taught in the last meeting. Because, that activities is one way to make students remember the topic in the last meeting.

Example :

Teacher :Did you still remember about our topic yesterday ?

Students: Yes, miss.

Teacher : About what?

Students: About adjective miss.

Teacher : So, today we will study about adjective too, but using crossword puzzle.

- d. The teacher introduces the new topic to the students.

Example :

Ok, students, there are many kinds of game that we can play. I am sure that you have played some of the game, and today we are going to play different games, this games is in English, the name of game is crossword puzzle.

Whilst-Teaching Activities

In whilst-teaching activities the teacher instructs and asks the students to do some activities. They are :

- a. The teacher ask the students about the crossword puzzle.

Example :

Teacher : Have you ever playing crossword puzzle before?

Students : Yes, miss.

Teacher : In English or in indonesia?


Students : In indonesia.

Teacher : Ok, today we will play crossword puzzle in English about adjective. Please attention to example in the white board and fill the blank crossword puzzle by using the question!

1. Today the weather is
2. She is girl.

- b. After the teacher gives an example to the students. The Teacher gives assignments to the students.

Example : Fill the blank crossword puzzle for 10 minutes based on the questions!



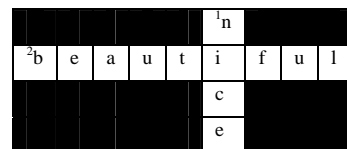
Across:

1. The opposite of “tall”.
2. This adjective can be used to describe a marathon, 10,000 years, or a python snake. It starts with the letter “L”.
3. This adjective is a color. It can be used to describe the color of fire, tomatoes, or a stop sign.

Down:

2. The opposite of “old”.
3. This adjective can be used to describe a basketball player, a skyscraper, or a giraffe. It starts with the letter “T”.

- c. After the students finish fill that crossword puzzle , the teacher checks



the students answer.

Example :

Teacher : Can you answer it?

Students : Yes, miss. The opposite of tall is **short**. The adjective can be used to describe a marathon, 10,000 years, or a python snake. It starts with the letter “L” is **long**. The adjective can be used to describe the color of fire, tomatoes, or a stop sign is **red**. The opposite of “old” is **young**. The adjective can be used to describe a basketball player, a skyscraper, or a giraffe. It starts with the letter “T” is **tall**.

d. After the teacher checks the answer of students, the teacher discusses with the students to make a sentence using the adjective like (tall, short, long, red, old and young).

Example :

Teacher : Can you make a sentence with tall?

Students : My father says that **eifel tower** is **tall**.

Teacher : Tall is adjective because describe something. How about short?

Students : Rina wears **short skirt** to go to my party.

Teacher : Short is adjective, and skirt is noun because a thing. How about the other word.

Students : My sister **hairs** is **long**. And then, the color of my **bag** is **red**.

Teacher : How about the other word?

Students : The **house** in front of my school is **old** and horrible. And the last, my young **brother** can make **origami**.

Based on the question and answer among teacher and students, the teacher asks the students concludes the answer into two table to make students know which is adjective and which is noun, which are:

ADJECTIVE	NOUN
Tall	Eifel Tower
Short	Skirt
Long	Hair
Red	Bag
Old	House
Young	Origami

Post-Teaching Activities

Post teaching activities is necessary as the follow up phase on what the students have studied. Here, there are some procedures in post-teaching activities. They are:

a. The teacher asks the students about the crossword puzzle.

Example :

Teacher : Ok, my students. Based on our discussion what is our topic today?

Students: The topic is about learning adjective by using crossword puzzle game.

Teacher : That's right. Now I give you one exercise about adjective by using crossword puzzle to make your understand.


➤ **Questions** : Answer the crossword puzzle based on the questions!

Down

- 1. She's _____. He's **ugly**.
- 2. I'm _____. You're **short**.
- 5. I'm _____. You're **weak**.
- 7. I'm _____. He's **slow**.
- 10. I'm _____. You're **sad**.
- 11. He's **strong**. I'm _____.

Across

- 1. I'm _____. You're **small**.
- 3. You're _____. I'm **big**.
- 4. You're **old**. I'm _____.
- 5. The turtle is _____.
- 6. I'm _____. You're **fat**.
- 7. I'm _____. You're **thin**.
- 8. You're _____. I'm **tall**.
- 9. It's not **heavy**. It's _____.
- 12. This book is _____.



➤ **Key Answers** :

Down	Across
1. beautiful	1. big
2. tall	3. small
5. strong	4. young
7. fast	5. slow
10. happy	6. thin
11. weak.	7. fat
	8. short
	9. light
	12. heavy.

b. The last, teacher gives homework to the students.

Example :

Adjective-Opposites

“ Make a sentence based on your own word, using adjective”, such as:

1. Beautiful
2. Tall
3. Strong
4. Fast
5. Happy
6. Weak
7. Big
8. Small
9. Young
10. Slow
11. Thin
12. Fat
13. Short
14. Light
15. Heavy.

D. Conclusion And Suggestion

Conclusions

English is one of the most important languages in the world. By using English, people can express their ideas, and can easily communicate with other. In learning English, there are many language skills and language components that should be mastered. One of them is vocabulary. The teacher interest to teach vocabulary by using crossword puzzle in learning process. Teaching vocabulary by using crossword puzzle game can help the students to increase their vocabulary and tell them that vocabulary learning is not boring but fun and interesting.

The teacher gives the procedure to teaching vocabulary by using crossword puzzle using pre-teaching activity, whilst-teaching activity and post-teaching activity. In pre-teaching activity the teacher enhance students concentration before teaching process, in whilst-teaching activity the teacher instructs and asks the students to do some activities, and post teaching activity is necessary as the follow up phase on what the students have studied.

Suggestion

Based on the conclusion above, the writer would like to give three suggestion to the teacher and to the students as follows:

1. The teacher is suggested to use crossword puzzle in teaching vocabulary because crossword puzzle can make students interest to study vocabulary.
2. The teacher should motivate the students that vocabulary learning is not difficult but interesting, easy, and fun.
3. The students should use the crossword puzzle game anywhere, and whenever but not just in the learning class.

E. Acknowledgements

بِسْمِ اللَّهِ الرَّحْمَنِ الرَّحِيمِ

First of all, the writer would like to express her great thanks and praise to Allah SWT, Who had let her finish this paper, entitled “Teaching Vocabulary by Using Crossword Puzzle”. Moreover, she would like to extend shalawat and salam to the Prophet Muhammad SAW, who has brought human from the dark world to the bright one like the present day, and who has guided human being to the straightway and correctness.

The writer would like to express her deepest gratitude and appreciation to her advisor, Fitriana Harmaini, S.S, M.A. and Dra. Ernati M.Pd (also as the Chief of English Department of The Faculty of Teacher Training and Education) that have given suggestions and correction to improve her paper. Moreover, she would like to say thank you very much to the Dean of The Faculty of Teacher Training and Education, Dr. Marsis, M.Pd, Drs. Yusrizal, M.Si as Vice Dean and all of the lecturers of English Department who have guided her during her study.

The writer also wants to express her thanks to her beloved family, especially to her parents Pirmanto and Nurhayati, her brothers and sister for her helps, prays, and supports during her study at this university.

Finally, the writer hopes that this paper is going to be useful for everyone who is involved in the process of teaching

and learning English, especially teaching vocabulary. The writer realizes that this paper is far from perfect. So, she welcomes the suggestion from the readers to improve the paper.

F. References

- Carthy, M.M, & O’Dell, F. (2000). *English Vocabulary in Use, Upper-Intermediate and Advanced*. England: Cambridge University Press.
- Davis, M.T., Shepherd, B., & Zwiefelhofer, T. (2009). Reviewing for exams: Do Crossword Puzzles Help in the Success of Student Learning?. *The Journal of Effective Teaching*, 9(3), 4-10. Retrieved from http://uncw.edu/cte/ET/articles/Vol9_3/Davis.pdf
- Fitri , R. (2005). *Teaching Vocabulary By Using Circle Games*. Unpublished Paper. Padang : Bung Hatta University.
- Franklin, S., Peat, M., & Lewis, A. (2013). Non-traditional interventions to stimulate discussion: the use of games and Puzzles. *Journal of biological Education*, 37(2), 79-85. Retrieved from http://stbweb02.stb.sun.ac.za/sotl/auxin/documents/2012/Franklin Using%20games%20and%20puzzles_2003.pdf
- Hartch, A. & Brown, C. (1995). *Vocabulary, Semantic, and Language Education*. New York : Cambridge University.
- Jespersen, O. (2007). *An International Language*. New York: Routledge.
- Marksheffel, N.D. (1996). *Better reading to The Secondary School*. New York: The Ronald Press Company.
- Napa, P. A. (1991). *Vocabulary Developing of Contemporary English*. London: Longman Group, Ltd.
- Nation, Isp. (1981). *Teaching and Learning Vocabulary*. New York: Newbury House.
- Njoroge, M.C., Ndung’u, R.W., & Gathigia, M.G. (2013). The Use of

- Crossword Puzzles as a Vocabulary Learning Strategy: A Case of English as a Second Language in Kenyan Secondary Schools. *International Journal of Current Research*, 5(2), 313-321. Retrieved from <http://www.journalcra.com/sites/default/files/Download%203023.pdf#page=1&zoom=auto,0,800>
- Pikulski, J.J., & Templeton, S. (2004). *Teaching and Developing Vocabulary*. USA: Houghton Mifflin Company. Retrieved from file:///C:/Users/user/Downloads/author_pages.pdf
- Pravita, N.R.S. (2010). *The Advantages and Disadvantages of using Games in Teaching Vocabulary to The Third Graders of Top School Elementary School*. Unpublished Final Project Report. Surakarta: Sebelas Maret University
- Seltia, M. (2004). *Teaching Vocabulary Using Wise Words*. Unpublished Paper. Padang: Bung Hatta University.
- Thornbury, S. (2002). *How To Teach Vocabulary*. England: Cambridge University.